

**No. 715**  
Metal knob stainless steel-effect  
Projection to the front: 40 mm



**No. 728**  
Metal knob tin-plated antique  
Projection to the front: 25 mm




**No. 758**  
Metal knob Black  
Projection to the front: 25 mm




**No. 751**  
Metal shell handle tin-plated antique  
drilling distance: 64 mm  
Projection to the front: 25 mm



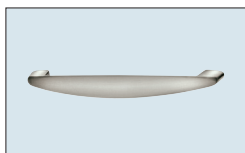
**No. 755**  
Metal D-handle Satin grey  
drilling distance: 96 mm  
Projection to the front: 26 mm



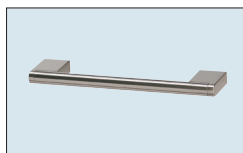
**No. 600**  
Metal D-handle stainless steel-effect  
drilling distance: 128 mm  
Projection to the front: 24 mm




**No. 629**  
Metal D-handle stainless steel-effect  
drilling distance: 128 mm  
Projection to the front: 33 mm




**No. 653**  
Metal D-handle stainless steel-effect  
drilling distance: 128 mm  
Projection to the front: 27 mm




**No. 683**  
Metal D-handle stainless steel-effect  
drilling distance: 128 mm  
Projection to the front: 38 mm




**No. 690**  
Metal D-handle stainless steel-effect  
drilling distance: 128 mm  
Projection to the front: 35 mm



**No. 695**  
Metal D-handle stainless steel-effect  
drilling distance: 128 mm  
Projection to the front: 30 mm




**No. 702**  
Metal D-handle stainless steel-effect  
drilling distance: 128 mm  
Projection to the front: 41 mm



**No. 741**  
D-handle Porcelain antique brass-effect  
drilling distance: 128 mm  
Projection to the front: 34 mm




**No. 742**  
Metal D-handle Antique silver-effect  
drilling distance: 128 mm  
Projection to the front: 38 mm




**No. 744**  
Metal D-handle stainless steel-effect  
drilling distance: 128 mm  
Projection to the front: 30 mm




**No. 754**  
Metal D-handle Black  
drilling distance: 128 mm  
Projection to the front: 40 mm




**No. 646**  
Metal D-handle stainless steel-effect  
drilling distance: 160 mm  
Projection to the front: 29 mm




**No. 650**  
Metal D-handle stainless steel-effect  
drilling distance: 160 mm  
Projection to the front: 32 mm




**No. 673**  
Metal D-handle stainless steel-effect  
drilling distance: 160 mm  
Projection to the front: 29 mm



**No. 705**  
Metal D-handle stainless steel-effect  
drilling distance: 160 mm  
Projection to the front: 41 mm



**No. 706**  
Metal D-handle stainless steel-effect  
drilling distance: 160 mm  
Projection to the front: 32 mm



**No. 712**  
Metal D-handle stainless steel-effect  
drilling distance: 160 mm  
Projection to the front: 30 mm




**No. 716**  
Metal D-handle stainless steel-effect  
drilling distance: 160 mm  
Projection to the front: 34 mm



**No. 721**  
D-handle black chrome-effect  
drilling distance: 160 mm  
Projection to the front: 28 mm




**No. 722**  
Metal D-handle burnished, brushed  
drilling distance: 160 mm  
Projection to the front: 22 mm



**No. 723**  
Metal D-handle stainless steel-effect  
drilling distance: 160 mm  
Projection to the front: 35 mm




**No. 727**  
Metal D-handle black chrome-effect  
drilling distance: 160 mm  
Projection to the front: 25 mm



**No. 733**  
Metal D-handle stainless steel-effect/high-gloss chrome  
drilling distance: 160 mm  
Projection to the front: 35 mm




**No. 738**  
Metal D-handle Old silver effect  
drilling distance: 160 mm  
Projection to the front: 29 mm



**No. 746**  
Metal D-handle stainless steel-effect  
drilling distance: 160 mm  
Projection to the front: 40 mm

\* = surcharge handle, \*\* = surcharge bar handle / grip ledge




**No. 748**  
Metal D-handle stainless steel-effect  
drilling distance: 160 mm  
Projection to the front: 34 mm




**No. 749**  
Metal D-handle Stainless steel look / black  
drilling distance: 160 mm  
Projection to the front: 36 mm




**No. 753**  
Metal D-handle Black  
drilling distance: 160 mm  
Projection to the front: 27 mm



**No. 757**  
Metal D-handle Antique iron effect  
drilling distance: 160 mm  
Projection to the front: 28 mm




**No. 759**  
Metal D-handle stainless steel-effect  
drilling distance: 160 mm  
Projection to the front: 26 mm




**No. 761**  
Metal D-handle Copper effect  
drilling distance: 160 mm  
Projection to the front: 29 mm




**No. 762**  
Metal D-handle Black  
drilling distance: 160 mm  
Projection to the front: 28 mm




**No. 763**  
Metal D-handle Anthracite  
drilling distance: 160 mm  
Projection to the front: 28 mm



**No. 672**  
Metal D-handle stainless steel-effect  
drilling distance: 192 mm  
Projection to the front: 24 mm




**No. 684**  
Metal D-handle stainless steel-effect  
drilling distance: 192 mm  
Projection to the front: 32 mm




**No. 696**  
Metal D-handle matt nickel-plated  
drilling distance: 192 mm  
Projection to the front: 29 mm

\* = surcharge handle, \*\* = surcharge bar handle / grip ledge


## Handles at an extra charge




**No. 764** \*  
Metal D-handle Black  
drilling distance: 128 mm  
Projection to the front: 29 mm



**No. 767** \*  
Metal D-handle Bronze effect  
drilling distance: 128 mm  
Projection to the front: 24 mm



**No. 768** \*  
Metal D-handle Copper effect  
drilling distance: 128 mm  
Projection to the front: 29 mm




**No. 769** \*  
Metal D-handle Black  
drilling distance: 128 mm  
Projection to the front: 30 mm




**No. 765** \*  
Metal D-handle Black  
drilling distance: 160 mm  
Projection to the front: 29 mm




**No. 766** \*  
Metal handle Black  
drilling distance: 160 mm  
Projection to the front: 23 mm




**No. 680** \*\*  
Bar handle stainless steel-effect  
Projection to the front: 33 mm



**No. 700** \*\*  
Bar handle stainless steel-effect  
Projection to the front: 39 mm




**No. 760** \*\*  
Strip handle stainless steel-effect



**No. 740** \*\*  
Strip handle stainless steel-effect  
Projection to the front: 21 mm



**No. 780** \*\*  
Strip handle Anthracite  
Projection to the front: 21 mm



**No. 790** \*\*  
Strip handle Black  
Projection to the front: 21 mm

\* = surcharge handle, \*\* = surcharge bar handle / grip ledge

## Handles at an extra charge



**No. 960**  
 Range C Recessed handle stainless steel-effect



**No. 980**  
 Range C Recessed handle white



**No. 970**  
 Range C Recessed handle Black

\* = surcharge handle, \*\* = surcharge bar handle / grip ledge

Vari	Beschreibung	IP 1200	IP 2200	IP 3150	IP 4050	IP 4150	IP 4250	IP 4810	IP 4820	IP 6500	IP 7500	IP 6800 CK	IP 6810 CK	IP 7810 CK	IP 7820 CK	IP 7830 CK
600	Metal D-handle stainless steel-effect					1	1	1	-		-	-	-	1	1	
629	Metal D-handle stainless steel-effect					1	1	1	-		-	-	-	1	1	
646	Metal D-handle stainless steel-effect					1	1	1	-		-	-	-	1	1	
650	Metal D-handle stainless steel-effect					1	1	1	-		-	-	-	1	1	
653	Metal D-handle stainless steel-effect					1	1	1	-		-	-	-	1	1	
672	Metal D-handle stainless steel-effect					1	1	1	-		-	-	-	1	1	
673	Metal D-handle stainless steel-effect					1	1	1	-		-	-	-	1	1	
680	Bar handle stainless steel-effect	v	v	v	v	v	v	v	-	v	-	v	-	v	v	v
683	Metal D-handle stainless steel-effect					1	1	1	-		-	-	-	1	1	
684	Metal D-handle stainless steel-effect					1	1	1	-		-	-	-	1	1	
690	Metal D-handle stainless steel-effect					1	1	1	-		-	-	-	1	1	
695	Metal D-handle stainless steel-effect					1	1	1	-		-	-	-	1	1	
696	Metal D-handle matt nickel-plated					1	1	1	-		-	-	-	1	1	
700	Bar handle stainless steel-effect	v	v	v	v	v	v	v	-	v	-	v	-	v	v	v
702	Metal D-handle stainless steel-effect					1	1	1	-		-	-	-	1	1	
705	Metal D-handle stainless steel-effect					1	1	1	-		-	-	-	1	1	
706	Metal D-handle stainless steel-effect					1	1	1	-		-	-	-	1	1	
712	Metal D-handle stainless steel-effect					1	1	1	-		-	-	-	1	1	
715	Metal knob stainless steel-effect					1	1	1	-		-	-	-	1	1	
716	Metal D-handle stainless steel-effect					1	1	1	-		-	-	-	1	1	
721	D-handle black chrome-effect					1	1	1	-		-	-	-	1	1	
722	Metal D-handle burnished, brushed					1	1	1	-		-	-	-	1	1	
723	Metal D-handle stainless steel-effect					1	1	1	-		-	-	-	1	1	
727	Metal D-handle black chrome-effect					1	1	1	-		-	-	-	1	1	
728	Metal knob tin-plated antique					1	1	1	-		-	-	-	1	1	
733	Metal D-handle stainless steel-effect/high-gloss chrome					1	1	1	-		-	-	-	1	1	
738	Metal D-handle Old silver effect					1	1	1	-		-	-	-	1	1	
740	Strip handle stainless steel-effect	m	m	m	m	-	-	-	-	m	-	m	-	-	-	-
741	D-handle Porcelain antique brass-effect					1	1	1	-		-	-	-	1	1	
742	Metal D-handle Antique silver-effect					1	1	1	-		-	-	-	1	1	
744	Metal D-handle stainless steel-effect					1	1	1	-		-	-	-	1	1	
746	Metal D-handle stainless steel-effect					1	1	1	-		-	-	-	1	1	
748	Metal D-handle stainless steel-effect					1	1	1	-		-	-	-	1	1	
749	Metal D-handle Stainless steel look / black					1	1	1	-		-	-	-	1	1	
751	Metal shell handle tin-plated antique					1	1	1	-		-	-	-	1	1	
753	Metal D-handle Black					1	1	1	-		-	-	-	1	1	
754	Metal D-handle Black					1	1	1	-		-	-	-	1	1	
755	Metal D-handle Satin grey					1	1	1	-		-	-	-	1	1	
757	Metal D-handle Antique iron effect					1	1	1	-		-	-	-	1	1	
758	Metal knob Black					1	1	1	-		-	-	-	1	1	
759	Metal D-handle stainless steel-effect					1	1	1	-		-	-	-	1	1	
760	Strip handle stainless steel-effect	-	m	m	m	-	-	-	-	m	-	m	-	-	-	-
761	Metal D-handle Copper effect					1	1	1	-		-	-	-	1	1	
762	Metal D-handle Black					1	1	1	-		-	-	-	1	1	
763	Metal D-handle Anthracite					1	1	1	-		-	-	-	1	1	
764	Metal D-handle Black					1	1	1	-		-	-	-	1	1	
765	Metal D-handle Black					1	1	1	-		-	-	-	1	1	
766	Metal handle Black					1	1	1	-		-	-	-	1	1	
767	Metal D-handle Bronze effect					1	1	1	-		-	-	-	1	1	
768	Metal D-handle Copper effect					1	1	1	-		-	-	-	1	1	
769	Metal D-handle Black					1	1	1	-		-	-	-	1	1	

\* = surcharge handle, \*\* = surcharge bar handle / grip ledge

		IP 1200	IP 2200	IP 3150	IP 4050	IP 4150	IP 4250	IP 4810	IP 4820	IP 6500	IP 7500	IP 6800 CK	IP 6810 CK	IP 7810 CK	IP 7820 CK	IP 7830 CK
Vari	Beschreibung	512	560	572	570	586	567	571	583	559	569	578	582	580	581	584
780	Strip handle Anthracite	m	m	m	m	-	-	-	-	m	-	m	-	-	-	-
790	Strip handle Black	m	m	m	m	-	-	-	-	m	-	m	-	-	-	-
960	Range C Recessed handle stainless steel-effect					-	-	-	-	-	-		-	-	-	-
970	Range C Recessed handle Black					-	-	-	-	-	-		-	-	-	-
980	Range C Recessed handle white					-	-	-	-	-	-		-	-	-	-

**Possible arrangement of handles on wooden doors:** H = horizontal, V = vertical, M = middle

- = not technically possible

v = handle can only be positioned vertically on wooden doors

h = handle can only be positioned horizontally on wooden doors

m = handle can only be positioned in the middle of wooden doors

1 = handle can only be positioned vertically or in the middle of wooden doors

Handle number for delivery without handle and handle drilling: **999**

**Planning notes:**

The worktop overhang to the carcass for the strip handle version No. 760 is just 30 mm instead of 40 mm.

The standard worktop depth for handle 760 should only be 590 mm (instead of 600 mm). With these handle versions, no extra charge is made on reduction to standard depth (590 mm).

\* = surcharge handle, \*\* = surcharge bar handle / grip ledge